

(I) (a) STATEMENT SHOWING SHAREHOLDING PATTERN

Name of the Company: J TAPARIA PROJECTS LTD.
Scrip Code: Name of the Scrip:
Quarter Ended: 31/03/2014

Class of security:

Page: 1

| Partly paid-up shares:- | No. of partly paid-up shares | As a % of total no. of partly paid-up shares | As a % of total no. of shares of the company |
|-------------------------|------------------------------|--|--|
|-------------------------|------------------------------|--|--|

Held by promoter/promoter group

Held by public
Total - B

| Outstanding convertible securities:- | No. of outstanding securities | As a % of total no. of outstanding convertible securities | As a % of total no. of shares of the company, assuming full conversion of the convertible securities |
|--------------------------------------|-------------------------------|---|--|
|--------------------------------------|-------------------------------|---|--|

Held by promoter/promoter group

Held by public
Total - E

| Warrants:- | No. of warrants | As a % of total no. of warrants | As a % of total no. of shares of the company, assuming full conversion of warrants |
|------------|-----------------|---------------------------------|--|
|------------|-----------------|---------------------------------|--|

Held by promoter/promoter group

Held by public
Total - F

Total paid-up capital of the company, assuming full conversion of warrants and convertible securities
16200000

CERTIFIED TO BE TRUE COPY





| Category Code | Category of Shareholders | Number of shareholders | Total number of shares | Number of shares held in Demat Form | As a % of (A+B) | As a % of (A+B+c) | Number of Pledged shares | As a percentage (ix)=(viii/iv*100) |
|---------------|--|------------------------|------------------------|-------------------------------------|-----------------|-------------------|--------------------------|------------------------------------|
| (i) | (ii) | (iii) | (iv) | (v) | (vi) | (vii) | (viii) | (ix)=(viii/iv*100) |
| (A) | Total Shareholding of Promoter & Promoter Group | | | | | | | |
| (1) | Indian | | | | | | | |
| (a) | Individual/HUF | 2 | 3200 | 3200 | 0.020 | 0.020 | Nil | Nil |
| (b) | Central Govt./ State Govt. | Nil | Nil | Nil | Nil | Nil | Nil | Nil |
| (c) | Bodies Corporate | 2 | 4430000 | 4430000 | 27.346 | 27.346 | Nil | Nil |
| (d) | Fin. Institutions / Bank | Nil | Nil | Nil | Nil | Nil | Nil | Nil |
| (e) | Any Other | Nil | Nil | Nil | Nil | Nil | Nil | Nil |
| | Sub-Total of (A)(1) | 4 | 4433200 | 4433200 | 27.365 | 27.365 | Nil | Nil |
| (2) | Foreign | | | | | | | |
| (a) | Individuals (NRIs/Foreign) | Nil | Nil | Nil | Nil | Nil | Nil | Nil |
| (b) | Bodies Corporate | Nil | Nil | Nil | Nil | Nil | Nil | Nil |
| (c) | Institutions | Nil | Nil | Nil | Nil | Nil | Nil | Nil |
| (d) | Qualified Foreign Investors | Nil | Nil | Nil | Nil | Nil | Nil | Nil |
| (e) | Any Other | Nil | Nil | Nil | Nil | Nil | Nil | Nil |
| | Sub-Total of (A)(2) | Nil | Nil | Nil | Nil | Nil | Nil | Nil |
| | Shareholding of Promoter & Promoter Group (A) = A1+A2 | 4 | 4433200 | 4433200 | 27.365 | 27.365 | Nil | Nil |
| (B) | Public Shareholding | | | | | | | |
| (1) | Institutions | | | | | | | |
| (a) | Mutual Funds / UTI | Nil | Nil | Nil | Nil | Nil | NA | NA |
| (b) | Fin. Institutions / Banks | Nil | Nil | Nil | Nil | Nil | NA | NA |
| (c) | Central Govt./ State Govt. | Nil | Nil | Nil | Nil | Nil | NA | NA |
| (d) | Venture Capital | Nil | Nil | Nil | Nil | Nil | NA | NA |
| (e) | Insurance Company | Nil | Nil | Nil | Nil | Nil | NA | NA |
| (f) | Foreign Inst. Investors | Nil | Nil | Nil | Nil | Nil | NA | NA |
| (g) | Foreign VC Investors | Nil | Nil | Nil | Nil | Nil | NA | NA |
| (h) | Qualified Foreign Investors | Nil | Nil | Nil | Nil | Nil | NA | NA |
| (i) | Any Other | Nil | Nil | Nil | Nil | Nil | NA | NA |
| | Sub-Total (B)(1) | Nil | Nil | Nil | Nil | Nil | NA | NA |
| (2) | Non-Institutions | | | | | | | |
| (a) | Bodies Corporate | 36 | 11463850 | 11463850 | 70.765 | 70.765 | NA | NA |
| (b) | Individuals | | | | | | | |
| | i. Individual Shareholders Holding Nominal Share Upto Rs.1 Lakh | 319 | 191220 | 25950 | 1.180 | 1.180 | NA | NA |
| | ii. Individual Shareholders Holding Nominal Share greater than Rs.1 Lakh | 3 | 111730 | 77000 | 0.690 | 0.690 | NA | NA |
| (c) | Qualified Foreign Investors | Nil | Nil | Nil | Nil | Nil | NA | NA |
| (d) | Any Other | Nil | Nil | Nil | Nil | Nil | NA | NA |
| | Sub-Total (B)(2) | 558 | 11766800 | 11566800 | 72.635 | 72.635 | NA | NA |
| | Total Public Shareholding (B) = (B)(1) + (B)(2) | 558 | 11766800 | 11566800 | 72.635 | 72.635 | NA | NA |
| | TOTAL (A)+(B) | 562 | 16200000 | 16000000 | 100.000 | 100.000 | Nil | Nil |
| (C) | Shares held by Custodians And against which DRs have been issued | Nil | Nil | Nil | Nil | Nil | NA | NA |
| (1) | Promoter and Promoter group | Nil | Nil | Nil | Nil | Nil | NA | NA |
| (2) | Public | Nil | Nil | Nil | Nil | Nil | NA | NA |
| | GRAND TOTAL (A)+(B)+(C) | 562 | 16200000 | 16000000 | 100.000 | 100.000 | Nil | Nil |



J TAPARIA PROJECTS LTD.
 (1)(b) Statement showing holding of securities (including shares, warrants, convertible securities) of persons
 belonging to the category [Promoter & Promoter Group] As on 31/03/2014

| Sl. No. of the shareholder | Details of Shares Held | | Encumbered shares(*) | | Details of warrants | | | | Details of Convertible Securities | | Total shares (including underlying shares assuming full conversion of warrants and convertible securities) as a % of diluted share capital |
|---|------------------------|-----------------------------------|-----------------------|-----------------------------------|-------------------------|--|---------------------------------------|--|--|----------------------------|--|
| | Number of Shares held | As a % of grand total (A)+(B)+(C) | Number of Shares held | As a % of grand total (A)+(B)+(C) | Number of warrants held | As a % of total warrants of the same class | Number of convertible securities held | As a % of total convertible securities of the same class | Number of convertible securities of the same class | % of diluted share capital | |
| (i) | (iii) | (iv) | (v) | (vi)=(v)/(iii)*100 | (vii) | (viii) | (ix) | (x) | (xi) | (xii) | |
| 1. HAYKON TRADING AND FIRVEST PVT. LTD. | 1880000 | 12.222 | 0 | 0.000 | 0.000 | 0 | 0.000 | 0 | 0.000 | 12.222 | |
| 2. OASIS SYNTAX PVT.LTD. | 2450060 | 15.123 | 0 | 0.000 | 0.000 | 0 | 0.000 | 0 | 0.000 | 15.123 | |
| 3. AJAY ANAND PUGALIA | 1600 | 0.010 | 0 | 0.000 | 0.000 | 0 | 0.000 | 0 | 0.000 | 0.010 | |
| 4. ANJAN KUMAR SIRDHIA | 1600 | 0.010 | 0 | 0.000 | 0.000 | 0 | 0.000 | 0 | 0.000 | 0.010 | |
| TOTAL | 4433200 | 27.365 | 0 | 0.000 | 0.000 | Nil | Nil | Nil | Nil | 27.365 | |



(I)(c)(i) Statement showing holding of securities (including shares, warrants, convertible securities) of persons belonging to the category [PUBLIC] and holding more than 1.000(2) of the total number of shares as on 31/03/2014

| Sri. Name(s) of the shareholder | Number of Shares held | Shares as a percentage of total number of shares (i.e., Grand Total (A)+(B)+(C) indicated in Statement at para (I)(a) above) | Details of Warrants | | Details of convertible Securities | | Total shares (including underlying shares assuming full conversion and convertible securities) as a % of diluted share capital |
|--|-----------------------|--|-------------------------|--------------------------|---------------------------------------|--|--|
| | | | Number of Warrants held | As a % of total warrants | Number of convertible securities held | Zy.r.t. total number of convertible securities of the same class | |
| 1. ASPDLIGHT VANIJA PRIVATE LIMITED | 192000 | 1.185 | 0 | 0.000 | 0 | 0.000 | 1.185 |
| 2. BAID VYAPAAR PVT. LTD. | 41000 | 2.536 | 0 | 0.000 | 0 | 0.000 | 2.536 |
| 3. BAJORIA DISTRIBUTORS PVT. LTD. | 240000 | 1.481 | 0 | 0.000 | 0 | 0.000 | 1.481 |
| 4. BESTLUCK TREXIM PVT LTD | 415000 | 2.562 | 0 | 0.000 | 0 | 0.000 | 2.562 |
| 5. CAHEX IMPEX PVT LTD | 380000 | 2.346 | 0 | 0.000 | 0 | 0.000 | 2.346 |
| 6. DENO AGENCIES PVT LTD | 166000 | 1.025 | 0 | 0.000 | 0 | 0.000 | 1.025 |
| 7. DIANA COMDEAL PVT LTD | 400000 | 2.469 | 0 | 0.000 | 0 | 0.000 | 2.469 |
| 8. DURGAGAN VINCOM PVT LTD | 223000 | 1.377 | 0 | 0.000 | 0 | 0.000 | 1.377 |
| 9. EAGLE COMDEAL PVT LTD | 397550 | 2.454 | 0 | 0.000 | 0 | 0.000 | 2.454 |
| 10. IMPRESSION DEALCOM PVT LTD | 500000 | 3.086 | 0 | 0.000 | 0 | 0.000 | 3.086 |
| 11. KARUNA COMDEAL PVT LTD | 799500 | 4.935 | 0 | 0.000 | 0 | 0.000 | 4.935 |
| 12. MARS DEALCOM PVT LTD | 400000 | 2.469 | 0 | 0.000 | 0 | 0.000 | 2.469 |
| 13. MIDKOT TRADES PVT LTD | 430000 | 2.654 | 0 | 0.000 | 0 | 0.000 | 2.654 |
| 14. NILANCHAL DEALCOM PVT LTD | 398500 | 2.460 | 0 | 0.000 | 0 | 0.000 | 2.460 |
| 15. PAN MERCHANTS PVT LTD. | 175000 | 1.080 | 0 | 0.000 | 0 | 0.000 | 1.080 |
| 16. PICCADILY SALES AND SERVICES PVT LTD. | 800000 | 4.938 | 0 | 0.000 | 0 | 0.000 | 4.938 |
| 17. PLENTY NIRVAT PVT. LTD | 800000 | 4.938 | 0 | 0.000 | 0 | 0.000 | 4.938 |
| 18. PRIYANKA TREXIM AND COMMERCE PRIVATE LIM | 220000 | 1.358 | 0 | 0.000 | 0 | 0.000 | 1.358 |
| 19. PUCALIA VYAPAAR PRIVATE LIMITED | 500000 | 3.086 | 0 | 0.000 | 0 | 0.000 | 3.086 |
| 20. RIGON CONSULTANTS PRIVATE LIMITED | 168000 | 1.037 | 0 | 0.000 | 0 | 0.000 | 1.037 |
| 21. SAPPHIRE MERCHANTS PVT.LTD. | 200000 | 1.235 | 0 | 0.000 | 0 | 0.000 | 1.235 |
| 22. SCROLL MERCHANTS PRIVATE LIMITED | 345000 | 2.130 | 0 | 0.000 | 0 | 0.000 | 2.130 |
| 23. SHULTON VYAPAAR PRIVATE LIMITED | 464600 | 2.868 | 0 | 0.000 | 0 | 0.000 | 2.868 |
| 24. SILVERTOES TREXIM PVT LTD | 340000 | 2.099 | 0 | 0.000 | 0 | 0.000 | 2.099 |
| 25. SOFTTOUCH AGENCY PVT LTD | 400000 | 2.469 | 0 | 0.000 | 0 | 0.000 | 2.469 |
| 26. SREE GANESH FINCO AND CREDIT PVT. LTD. | 320000 | 1.975 | 0 | 0.000 | 0 | 0.000 | 1.975 |
| 27. SUN BRIGHT TREXIM PVT.LTD. | 300000 | 1.852 | 0 | 0.000 | 0 | 0.000 | 1.852 |
| 28. SUTLAJ SALES PRIVATE LIMITED | 213000 | 1.315 | 0 | 0.000 | 0 | 0.000 | 1.315 |
| 29. TABASSUM SUPPLIERS PRIVATE LIMITED | 240000 | 1.481 | 0 | 0.000 | 0 | 0.000 | 1.481 |
| 30. WELLMAN SALES AGENCY PVT.LTD | 264000 | 1.630 | 0 | 0.000 | 0 | 0.000 | 1.630 |
| 31. ZEN MERCHANTS PVT LTD. | 300000 | 1.852 | 0 | 0.000 | 0 | 0.000 | 1.852 |
| TOTAL | 11401950 | 70.382 | Nil | Nil | Nil | Nil | 70.382 |

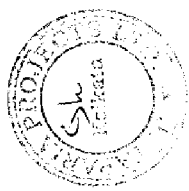


J TAPARIA PROJECTS LTD.

(1)(c)(ii) Statement showing holding of securities (including shares, warrants, convertible securities) of persons (together with PAC) belonging to the category [PUBLIC] and holding more than 5.000(%) of the total number of shares of the company as on 31/03/2014

Page: 1

| Sr. Name(s) of the shareholder and the Persons Acting in Concert (PAC) with them | Number of Shares held | Shares as a percentage of total number of shares (i.e., Grand Total (A)+(B)+(C) indicated in Statement at para II(a) above) | Details of Warrants | | Details of convertible Securities | | Total shares (including underlying shares assuming full conversion of warrants and convertible securities) as a % of diluted share capital |
|--|-----------------------|---|-------------------------|--|---------------------------------------|--|--|
| | | | Number of Warrants held | As a % of total Warrants number of warrants held | Number of convertible securities held | % of total convertible securities number of convertible securities of the same Class | |
| 1. | Nil | Nil | Nil | Nil | Nil | Nil | Nil |



J TAPARIA PROJECTS LTD.

(1) (d) STATEMENT SHOWING DETAILS OF LOCKED-IN SHARES AS ON 31/03/2014

Page: 1

| Srl. Name(s) of the Shareholder | Category of Shareholders (Promoter/ Public) | Number of Locked-in Shares | % to Total |
|---------------------------------|---|----------------------------|------------|
| 1. | | NIL | NIL |



J TAPARIA PROJECTS LTD.

(II)(a) STATEMENT SHOWING DETAILS OF DEPOSITORY RECEIPTS (DRs)

Page 1

| Srl. Type of Outstanding DR (ADRs, GDRs, SDRs, etc) | Number of Outstanding DRs | Number of Shares underlying outstanding DRs | Shares underlying Outstanding DRs as a Percentage of total number of shares i.e. Grand total (A)+(B)+ (C) indicated in Statement at para (I)(a) above) |
|--|---------------------------------|---|---|
| 1. Nil | Nil | Nil | NIL |



J TAPARIA PROJECTS LTD.

(II) (b) STATEMENT SHOWING DETAILS OF DEPOSITORY RECEIPTS (DRs), WHERE UNDERLYING SHARES HELD BY 'PROMOTER/PROMOTER GROUP' ARE IN EXCESS OF 1% OF THE TOTAL NO. OF SHARES

Page: 1

| Srl. Name of the DR Holder | Type of outstanding DR (ADRs, GDRs, SDRs, etc.) | Number of Shares Underlying outstanding DRs | Shares underlying Outstanding DRs as Percentage of total number of shares (i.e. Grand total (A)+(B)+(C) indicated in statement at para (I)(a) above |
|----------------------------|---|---|---|
| 1. Nil | Nil | Nil | Nil |
| 2. Nil | Nil | Nil | Nil |
| TOTAL Nil | Nil | Nil | Nil |



Handwritten signature or initials.